

Akzente und Rudiments



1 Single Strokes Sechzehntel

2 Single Strokes Triolen

3 Double Strokes

4 Double Strokes über Triolen

5 Double Strokes mit Akzenten

6 Paradiddles mit Akzenten



6 Paradiddles mit Akzenten

The first section contains six paradiddle exercises, each on a single staff. Each exercise consists of four measures of music. The notes are quarter notes, and the accents are placed on the first and third notes of each measure. The paradiddles are: 1. Right hand: ♩ ♩ ♩ ♩; Left hand: ♩ ♩ ♩ ♩. 2. Right hand: ♩ ♩ ♩ ♩; Left hand: ♩ ♩ ♩ ♩. 3. Right hand: ♩ ♩ ♩ ♩; Left hand: ♩ ♩ ♩ ♩. 4. Right hand: ♩ ♩ ♩ ♩; Left hand: ♩ ♩ ♩ ♩. 5. Right hand: ♩ ♩ ♩ ♩; Left hand: ♩ ♩ ♩ ♩. 6. Right hand: ♩ ♩ ♩ ♩; Left hand: ♩ ♩ ♩ ♩.

7 Triolische Akzente mit Singles & Doubles



7 Triolische Akzente mit Singles & Doubles

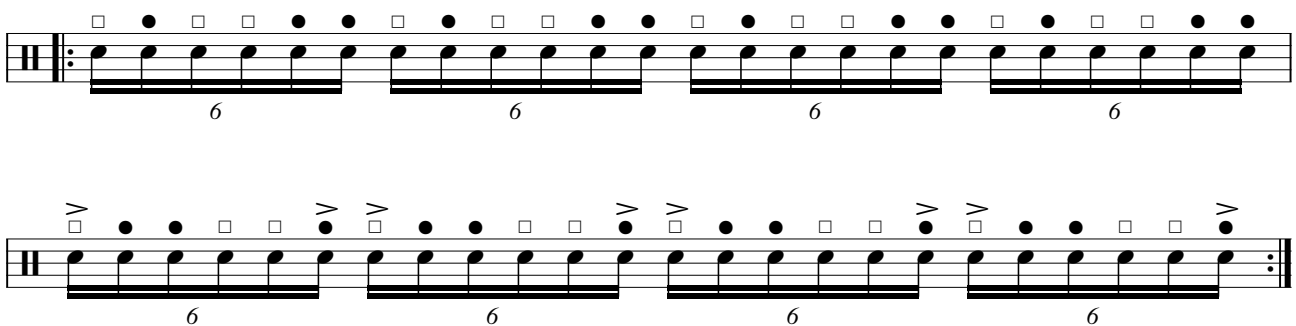
The second section contains seven triol exercises, each on a single staff. Each exercise consists of four measures of music. The notes are quarter notes, and the accents are placed on the first and third notes of each measure. The triol exercises are: 1. Right hand: ♩ ♩ ♩ ♩; Left hand: ♩ ♩ ♩ ♩. 2. Right hand: ♩ ♩ ♩ ♩; Left hand: ♩ ♩ ♩ ♩. 3. Right hand: ♩ ♩ ♩ ♩; Left hand: ♩ ♩ ♩ ♩. 4. Right hand: ♩ ♩ ♩ ♩; Left hand: ♩ ♩ ♩ ♩. 5. Right hand: ♩ ♩ ♩ ♩; Left hand: ♩ ♩ ♩ ♩. 6. Right hand: ♩ ♩ ♩ ♩; Left hand: ♩ ♩ ♩ ♩. 7. Right hand: ♩ ♩ ♩ ♩; Left hand: ♩ ♩ ♩ ♩.

8 Udo-Dahmen-Paradiddles



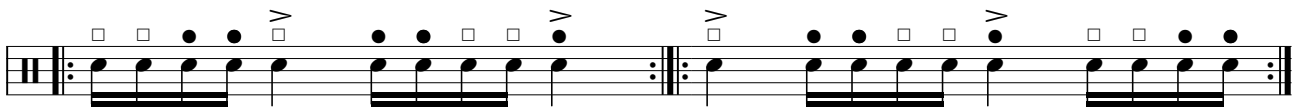
Four staves of musical notation for the Udo-Dahmen-Paradiddle. Each staff contains a sequence of rhythmic patterns. The notation uses a treble clef and a key signature of one flat. The patterns consist of eighth and sixteenth notes, with accents (>) and square box symbols (□) indicating specific rhythmic elements. The first staff has four measures, the second and third have four measures each, and the fourth has four measures.

9 Single & Inverted Paradiddle-Diddle




Two staves of musical notation for the Single & Inverted Paradiddle-Diddle. The first staff contains four measures of rhythmic patterns, with a '6' written below each measure. The second staff contains four measures of rhythmic patterns, with a '6' written below each measure. The notation uses a treble clef and a key signature of one flat, featuring eighth and sixteenth notes with accents and square box symbols.

10 Five Stroke Roll



Two staves of musical notation for the Five Stroke Roll. The first staff contains two measures of rhythmic patterns, with a '6' written below each measure. The second staff contains two measures of rhythmic patterns, with a '6' written below each measure. The notation uses a treble clef and a key signature of one flat, featuring eighth and sixteenth notes with accents and square box symbols.

11 Four Stroke Ruff



Two staves of musical notation for the Four Stroke Ruff. The first staff contains two measures of rhythmic patterns, with a '3' written below each measure. The second staff contains two measures of rhythmic patterns, with a '3' written below each measure. The notation uses a treble clef and a key signature of one flat, featuring eighth and sixteenth notes with accents and square box symbols.

12 Flams



Two staves of musical notation for the Flams. The first staff contains four measures of rhythmic patterns, with a '6' written below each measure. The second staff contains four measures of rhythmic patterns, with a '6' written below each measure. The notation uses a treble clef and a key signature of one flat, featuring eighth and sixteenth notes with accents and square box symbols.